

1

2

3

4

5

6

A

B

C

D

A

B

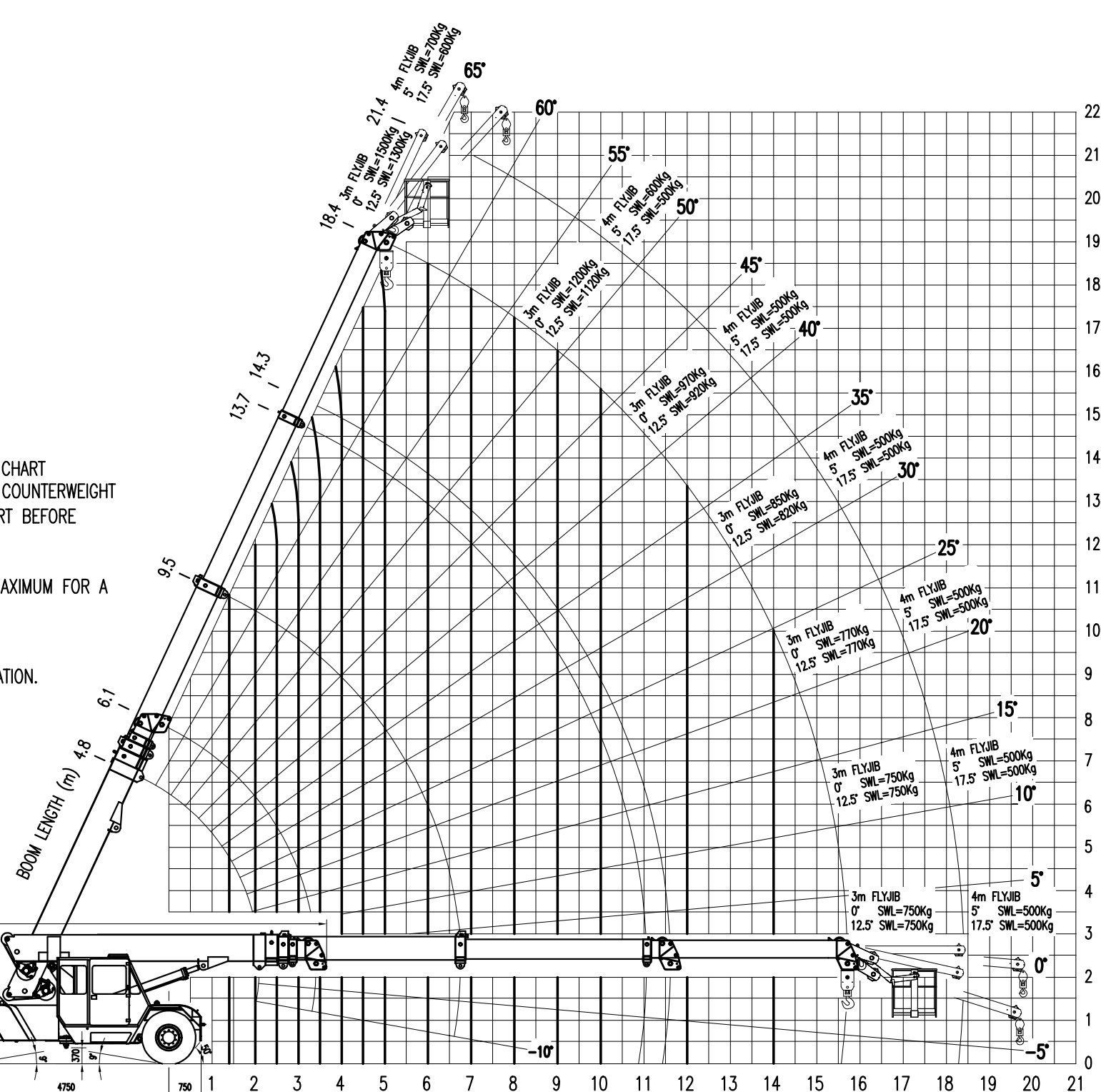
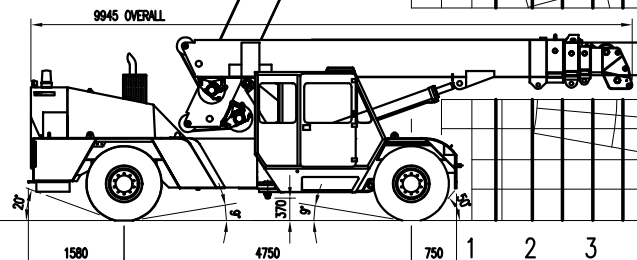
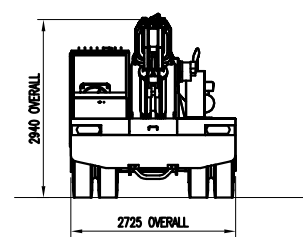
C

D

NOTE:
 THIS RADIUS CHART IS A SUMMARY OF LOAD CHART
 MXC1250- FOR LIFTING ON THE WINCH WITH COUNTERWEIGHT
 ON REAR. REFER TO THE CRANE'S LOAD CHART BEFORE
 ATTEMPTING A LIFT.

SWL'S ARE APPROXIMATE - BASED ON THE MAXIMUM FOR A
 GIVEN RADIUS.

SWL LINES APPLY ONLY TO 10° ARTICULATION.
 SWL REDUCES WITH HEIGHT FOR 40° ARTICULATION.



WINCH SAFE WORKING LOADS	
SINGLE PART	4200 KG
TWO PARTS	8400 KG
FOUR PARTS	16800 KG
SIX PARTS	25000 KG

SWL (tonnes) 10° ARTIC	25	23	18	14.9	12.5	10.7	8.3	6.6	5.4	4.6	4.0	3.5	2.7	2.1	1.8
SWL (tonnes) 40° ARTIC	25	20	16	13.3	11.1	9.5	7.3	5.8	4.7	3.9	3.3	2.9	2.3	1.8	1.5

				UNLESS OTHERWISE STATED ALL WELDING TO AS1554 CATEGORY SP AND ALL DIMENSIONS IN (mm) & TOLERANCED TO LIMITS SHOWN.				AS 1100 DO NOT SCALE		DATE	16/07/04			
B	UPDATED		SR	YES	16/07/04	NOMINAL SIZE		UP TO 150	ABOVE 150 UP TO 300	ABOVE 300 UP TO 1000	ABOVE 1000	DRN	SR	
A	40° SLEW ADDED		MW	YES	20/12/99	MACHINING		±0.1	±0.25	±0.5	±1.0	CKD		
REV	CHANGE DETAILS	CHG No.	BY	INTER	DATE	FABRICATION		±0.5	±1.0	±1.5	±2.5	SCALE 1:125	APPD	
FRANNA CRANES PTY LTD <small>A.C.N. 010 671 048 MOBILE CRANE MANUFACTURERS</small>								Title LOAD CHART PICTORIAL MAC 25 CRANE				DRG No. MC25-A-1-017		REV B

THIS DRAWING SHALL REMAIN THE SOLE PROPERTY OF FRANNA CRANES PTY. LTD. & MUST NOT BE COPIED OR DISCLOSED WITHOUT THEIR WRITTEN APPROVAL.

PRODUCT No. : MXA1017B

1

2

3